


RECmax P

Motorised self-resettable circuit breaker (up to 63 A)



Description

The **RECmax P** series are 2- and 4-pole circuit breakers connected to a compact motor and internal control unit that enables automatic reclosing.

After triggering, the switch recloses following a sequence of 3 reclosures, with 3 minutes between resets. If the unit is not able to reclose after 3 attempts, it remains triggered until a manual or remote reset is made.

Can also be connected remotely to an external control. It has two inputs which, via voltage-free external signals, order the opening (input O) and subsequent closing (reclosing) of the circuit breaker (input I) .

They serve as protection against short-circuits and overloads, and can also be used as a remote circuit breaker. The switch status is indicated by LED signals on the front panel of the unit. A green ON LED indicates that the unit is in service; a red OFF LED indicates that the unit has been tripped. A TEST/RESET of the unit can be performed by pressing a button to check the tripping and subsequent rearming of the unit. It also features two single-contact outputs for signalling the status and the cause of the opening and closing of the circuit breaker (trip, manual/test).

Applications

The **RECmax MP** series are motorized circuit breakers that can be rearmed automatically or controlled remotely, suitable for any application in which remote connection/disconnection control is required.

They are an essential accessory for automatic circuit breaker and earth leakage reclosing and protection, and for external control of connection/disconnection.

Technical features

Circuit breaker protection	Gauges I_n	6-10-16-20-25-32-40-50-63 A
	Nominal cut-off power (IEC 947-2)	6 kA, in accordance with EN 60898 10 kA, in accordance with EN 60947-2
	Characteristic curve	C or D, depending on the type. B, please ask
	Rated working voltage	240 / 415 Vac
	Working frequency range	50 ... 60 Hz
	Operating temperature	-25 °C...+55 °C
	Storage temperature	-55 °C...+55 °C
MP motor	Rated voltage	230 Vac \pm 30%
	Absorbed power	10 VA
	Closure time	< 1,000 ms
	Opening time	< 10 ms
	Impulse time for closure	10 ms
	Impulse time for opening	10 ms
External signalling	Remote	Potential-free auxiliary contact output, of the interlocking status and circuit-breaker position status
Mechanical features	Attachment	DIN rail
	Dimensions	2 poles: 4.6 modules 4 poles: 7.6 modules
	Mechanical working life	> 20,000 operations
	Protection degree	IP 40 (DIN 40050)
Safety	Category III - 300 Vac EN 61010 , Double-insulated electric shock protection, class II	
Standards	IEC 947-2, IEC 60898	

RECmax P

Motorised self-resettable circuit breaker (up to 63 A)

References

2 poles - C curve

I_n (A)	Type	Code
6	RECmax P-C2-6	P28110
10	RECmax P-C2-10	P28111
16	RECmax P-C2-16	P28112
20	RECmax P-C2-20	P28113
25	RECmax P-C2-25	P28114
32	RECmax P-C2-32	P28115
40	RECmax P-C2-40	P28116
50	RECmax P-C2-50	P28117
63	RECmax P-C2-63	P28118

4 poles - C curve

I_n (A)	Type	Code
6	RECmax P-C4-6	P28120
10	RECmax P-C4-10	P28121
16	RECmax P-C4-16	P28122
20	RECmax P-C4-20	P28123
25	RECmax P-C4-25	P28124
32	RECmax P-C4-32	P28125
40	RECmax P-C4-40	P28126
50	RECmax P-C4-50	P28127
63	RECmax P-C4-63	P28128

2 poles - D curve

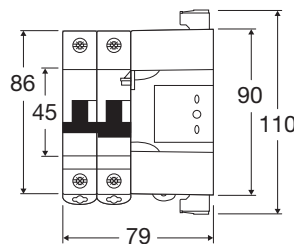
I_n (A)	Type	Code
6	RECmax P-D2-6	P28130
10	RECmax P-D2-10	P28131
16	RECmax P-D2-16	P28132
20	RECmax P-D2-20	P28133
25	RECmax P-D2-25	P28134
32	RECmax P-D2-32	P28135
40	RECmax P-D2-40	P28136
50	RECmax P-D2-50	P28137
63	RECmax P-D2-63	P28138

4 poles - D curve

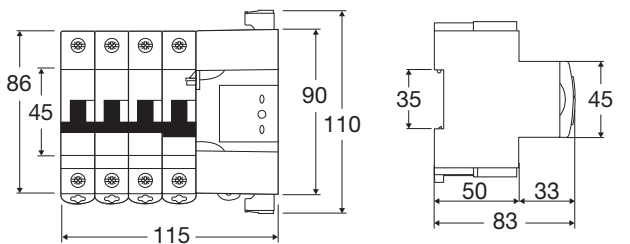
I_n (A)	Type	Code
6	RECmax P-D4-6	P28140
10	RECmax P-D4-10	P28141
16	RECmax P-D4-16	P28142
20	RECmax P-D4-20	P28143
25	RECmax P-D4-25	P28144
32	RECmax P-D4-32	P28145
40	RECmax P-D4-40	P28146
50	RECmax P-D4-50	P28147
63	RECmax P-D4-63	P28148

Dimensions

2 poles



4 poles



Connections

