




Wi-beee 

You have the power

Technology for energy efficiency





At Circutor we have always placed special importance on innovation and developing technology to make more efficient use of our resources every day.

New wireless technologies give us access to a large quantity of information in real time from anywhere. This is what helps us to reach the next level.



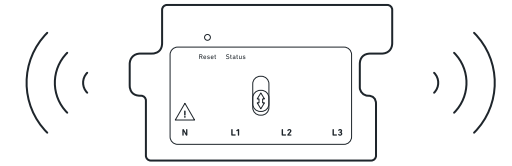


An efficiency expert always with you

Good work!

You are reducing your consumption.

Wibeee is a consumption analyzer with a Wi-Fi connection that displays instantaneous and historical data of your electricity consumption from any smartphone device, tablet or PC through its app or built-in web server. It is the perfect tool to increase the efficiency of your electrical installation, allowing you to finally take control and decide where to spend your money. Finally, a device with personality. Wibeee displays everything you couldn't see before.



Cable-free. Wireless system.

The entire system has been designed to monitor information over wireless communications networks. Nothing can come between Wibeee and you.



Consumption control, electrical savings.

Wibeee collects the necessary data on electricity consumption and helps you interpret them, know your consumption profile and save on your energy bill.

As easy to install as a refrigerator magnet

Installing electrical measuring units can be a hard task, it needs space and cabling time. Wibeer is extremely easy to install: just in ten seconds it's done.



Others

Wibeer



Complex installations

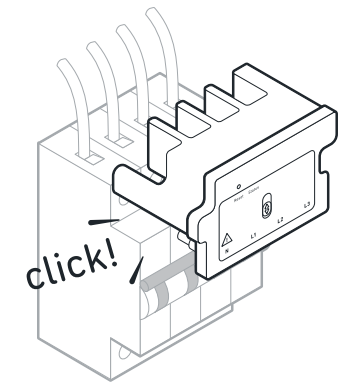
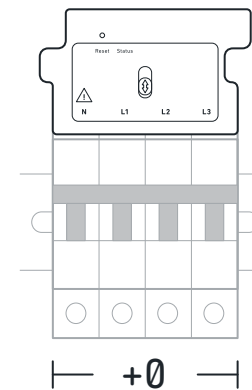
Other systems require cabling of devices in small spaces with loss of accuracy and danger of electrocution.

Installing Wibeer

Just remove it from the box and place it near the switch. No transformers and auxiliary receivers and with the required precision.

New technology

PATENTED SYSTEM



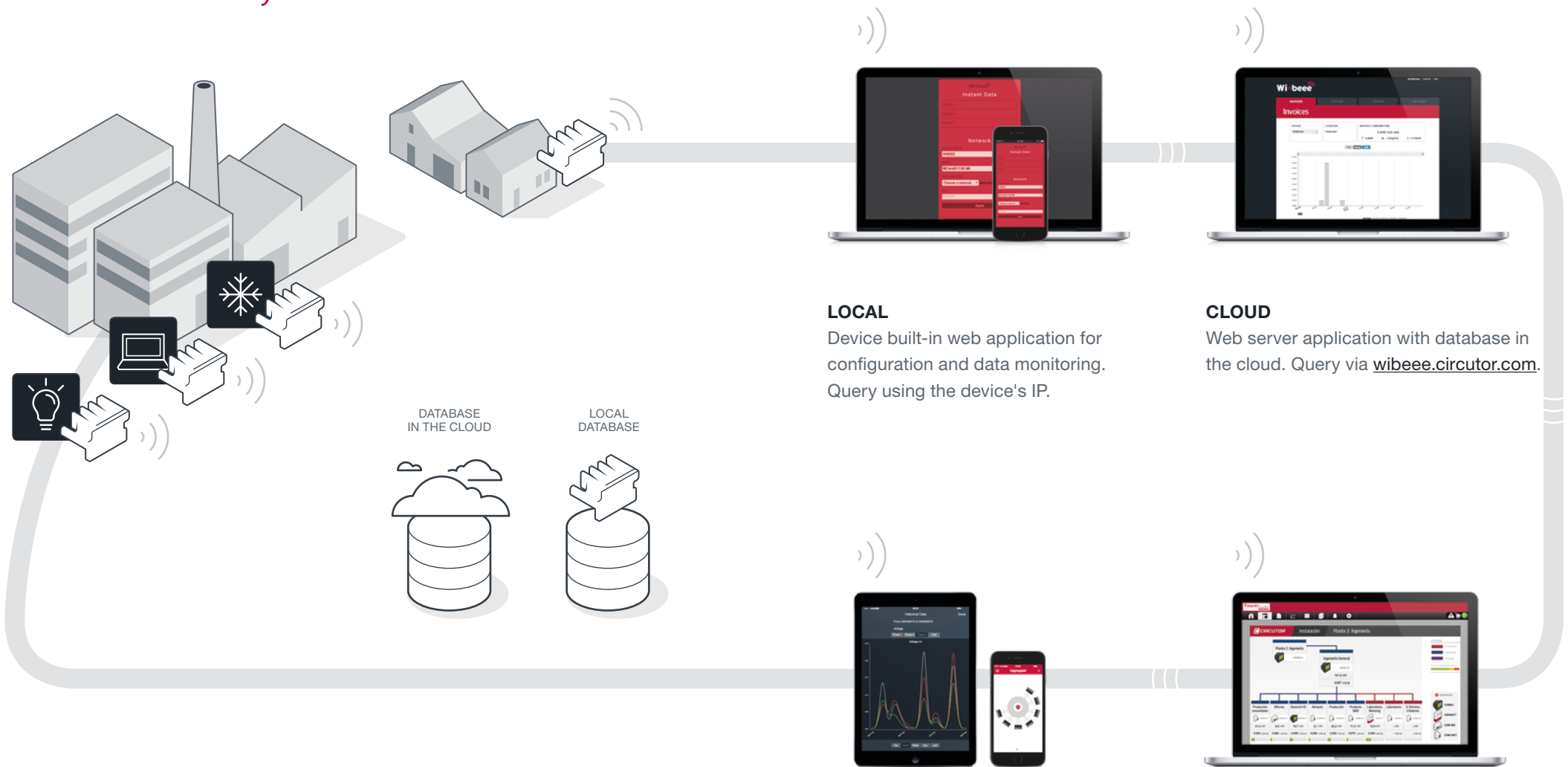
DIN-Zero DESIGN

Wibeer takes up no space. It's true. No space in your electric switchboard.

CONNECTION-Zero

It fits perfectly in any electric switchboard with absolutely no cabling.

The system is completely visible from anywhere



Wibeer logs the installation's electrical parameters so that you can view them from wherever you want: from your office computer, with a smartphone from the local coffee shop or lying down on your sofa at home with your tablet. Wibeer can also work in tandem with any other device that is compatible with the PowerStudio SCADA system.

LOCAL

Device built-in web application for configuration and data monitoring. Query using the device's IP.

CLOUD

Web server application with database in the cloud. Query via wibeer.circutor.com.

MOBILE

Application specially designed to be used on Android and iOS mobile devices. Consumption control from *everywhere*.

PowerStudio SCADA

Compatible with the management and data monitoring system. Can be integrated with the other units in your installation.


Wi-beee

Single-phase



Wi-beee

Three-phase



Technical features

Power circuit

- | Connection type: Single-phase or three-phase
- | Voltage range: 85...265 V AC
- | Frequency: 50 - 60 Hz
- | Consumption: 17 mA

Measurement circuit

- | Rated voltage: 300 V AC p-n / 520 V AC p-p
- | Nominal current: 70 A (16 mm²)

Accuracy class

- | Voltage: 2%
- | Current: 2%

Communications

- | Type: Wi-Fi
- | Protocol **IEEE 802.11**
- | Frequency range: 2,405 - 2,48 GHz
- | Encryption: AES128
- | Certification: **FCC (USA), IC (Canada), ETSI (Europe)**

Build features

- | Enclosure material: Self-extinguishing **UNE 21031 90 °C**
- | Protection degree: IP 20
- | Dimensions:
 - Single-phase: 50 x 49 x 50 mm
 - Three-phase: 50 x 80 x 50 mm

Environmental conditions

- | Working temperature: -25...+45 °C
- | Humidity: 5 ... 95% (non-condensing)
- | Maximum altitude: 2000 m

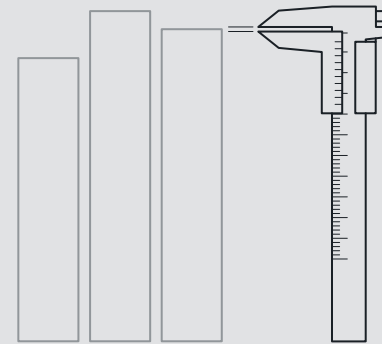
Safety

IEC 61010-1:2001 Double-insulated electric shock protection class II

Standards

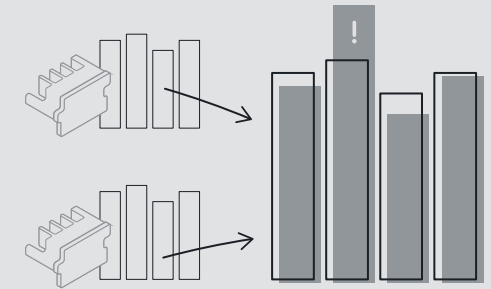
- UNE-EN 61010-2-030:2011**
- UNE-EN 61326-1:2006**
- EN 301 489-17V2.2.1**

Accurate measurement



You may be thinking that such a simple installation could result in loss of measurement accuracy, but that is not the case. Wibebee has a minimal error percentage and so is able to maintain the measuring guarantee that Circutor units have always been known for.

Comparisons are not tedious



Wibebee lets you analyse your installation(s) by making comparisons between more than one Wibebee or between different periods of time, if you wish. It lets you confirm that the actions you take for energy savings are getting their expected results.

Wi→beee

You have the power

+ info: comunicacion@circutor.com

wibeee.circutor.com

 **CIRCUTOR**

CIRCUTOR, SA - Vial Sant Jordi, s/n
08232 Viladecavalls (Barcelona) Spain
Tel. (+34) 93 745 29 00 - Fax: (+34) 93 745 29 14
central@circutor.com